



# HAVEN BRIDGE COLORING AND ACTIVITY BOOK






BOHDI

# DOT-TO-DOT


Complete Dot by drawing lines between the letters A-K!



# DRAWING WINGS

Uh oh! Flynn is missing their wings! Draw a pair of wings on Flynn.


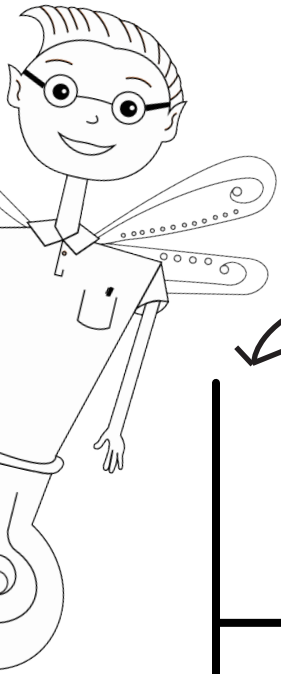




BRIDGET


# MAGNIFICENT MAZE #1

Bridget dropped her glasses and needs Dot's help to fix them! Can you help  
Dot get to their toolbox to repair the glasses?



# COLOR-BY-NUMBERS

Use the key below to color in the Sprite gourd house!



KEY:

1	BLUE
2	GREEN
3	BROWN
4	ORANGE

# I AM ME FRAME

Draw or paste a picture of yourself into the center of the frame. For each affirmation, draw or color what that looks like to you!

The diagram is a large square frame divided into eight sections by a central rectangle and four diagonal lines. The central rectangle is empty, intended for a drawing of the user. The eight surrounding sections each contain an affirmation. The affirmations are: 'I am loved' (top-left), 'I am important' (top-right), 'I am powerful' (middle-left), 'I am unique' (bottom-left), 'I am capable' (middle-right), 'I am enough' (bottom-right), 'I am caring' (bottom-left), and 'I am growing' (bottom-right).

I am loved	I am important
I am powerful	I am capable
I am unique	I am enough
I am caring	I am growing





JADE

# FEELINGS WORD SEARCH

Can you find all of the feelings words in the word search?

Answers can be horizontal or vertical.

W	A	L	I	P	A	E	M	A	N	G	R	Y	N	S	I
H	S	O	T	P	X	G	U	V	O	P	A	B	C	H	J
A	A	L	C	M	O	S	Y	C	O	N	F	E	T	T	I
F	D	S	H	L	I	K	O	M	T	Y	Z	D	K	N	E
B	H	C	Y	D	P	I	Y	C	R	E	B	X	H	U	P
F	A	G	M	L	P	N	C	G	Y	T	O	J	A	L	M
N	O	K	W	X	L	L	O	M	T	Y	C	U	R	Q	Y
R	D	I	S	B	A	M	S	J	K	H	V	S	R	T	W
C	A	L	H	R	Y	O	F	A	M	W	E	T	X	Z	A
U	X	K	I	B	F	R	E	G	S	A	E	I	M	P	T
L	F	E	V	X	U	Q	Z	E	K	D	K	C	H	K	Q
O	D	L	E	M	L	N	S	Y	S	X	V	E	E	R	W
V	U	T	R	Y	L	O	V	E	Z	M	K	P	B	V	H
G	J	H	I	U	W	S	Y	N	L	P	B	C	E	M	A
I	F	B	N	A	N	F	H	P	A	S	S	I	O	N	J
Z	S	O	G	W	A	Q	D	Y	H	A	B	Z	O	S	N

## WORD BANK:

ANGRY  
CONFETTI  
ITCHY  
JUSTICE  
LOVE

PASSION  
PLAYFUL  
SAD  
SHIVERING



# SPRITELY YOU


Use the space below to draw yourself as an Insight Sprite.

Don't forget to add wings!



I am me!






























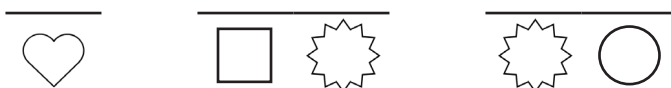



FLYNN

# DECODING AFFIRMATIONS


Use the key below to help decode the affirmations!

KEY				
 = A	 = B	 = C	 = D	 = E
 = F	 = G	 = H	 = I	 = J
 = K	 = L	 = M	 = N	 = O
 = P	 = Q	 = R	 = S	 = T
 = U	 = V	 = W	 = X	 = Y
 = Z				



# DRAWING WINGS

Uh oh! Lee is missing their wings! Draw a pair of wings on Lee.



# SPRITES WORD SEARCH

Can you find all of the Sprites in this word search?

Answers can be horizontal, vertical, or diagonal.

X	Q	R	E	X	C	K	U	E	D	I	P	D	H	B	C
G	J	A	D	E	P	E	L	A	Z	G	S	P	S	O	M
N	K	L	Q	H	F	W	D	P	L	E	O	M	Z	K	L
L	S	T	F	Y	D	Z	O	G	N	H	R	L	D	O	A
M	P	F	X	U	H	E	T	P	Q	J	E	K	D	Z	P
G	H	J	E	A	Q	K	G	Y	P	L	C	B	V	I	L
F	E	A	F	V	L	P	V	M	B	E	F	G	M	Q	E
P	G	F	L	Y	N	N	C	T	J	E	O	P	H	V	Z
A	B	K	A	E	P	B	G	R	U	I	V	M	G	W	V
K	Q	N	S	J	W	C	V	A	B	W	B	A	F	Y	E
M	P	O	M	P	B	E	U	O	U	R	P	Z	X	V	R
I	C	I	N	E	R	O	E	H	M	S	I	Y	T	A	J
K	K	F	N	I	Y	I	P	E	A	W	X	D	V	Z	N
K	Z	J	K	M	B	Y	T	V	Z	C	H	W	G	Y	G
O	H	B	C	G	E	O	W	E	V	A	M	E	N	E	O
Z	Q	F	B	O	H	D	I	J	S	A	E	G	B	C	T

## WORD BANK:

BOHDI  
BRIDGET  
DOT  
FLYNN  
GOLDIE

JADE  
LEE  
MIKKO  
SPRITES



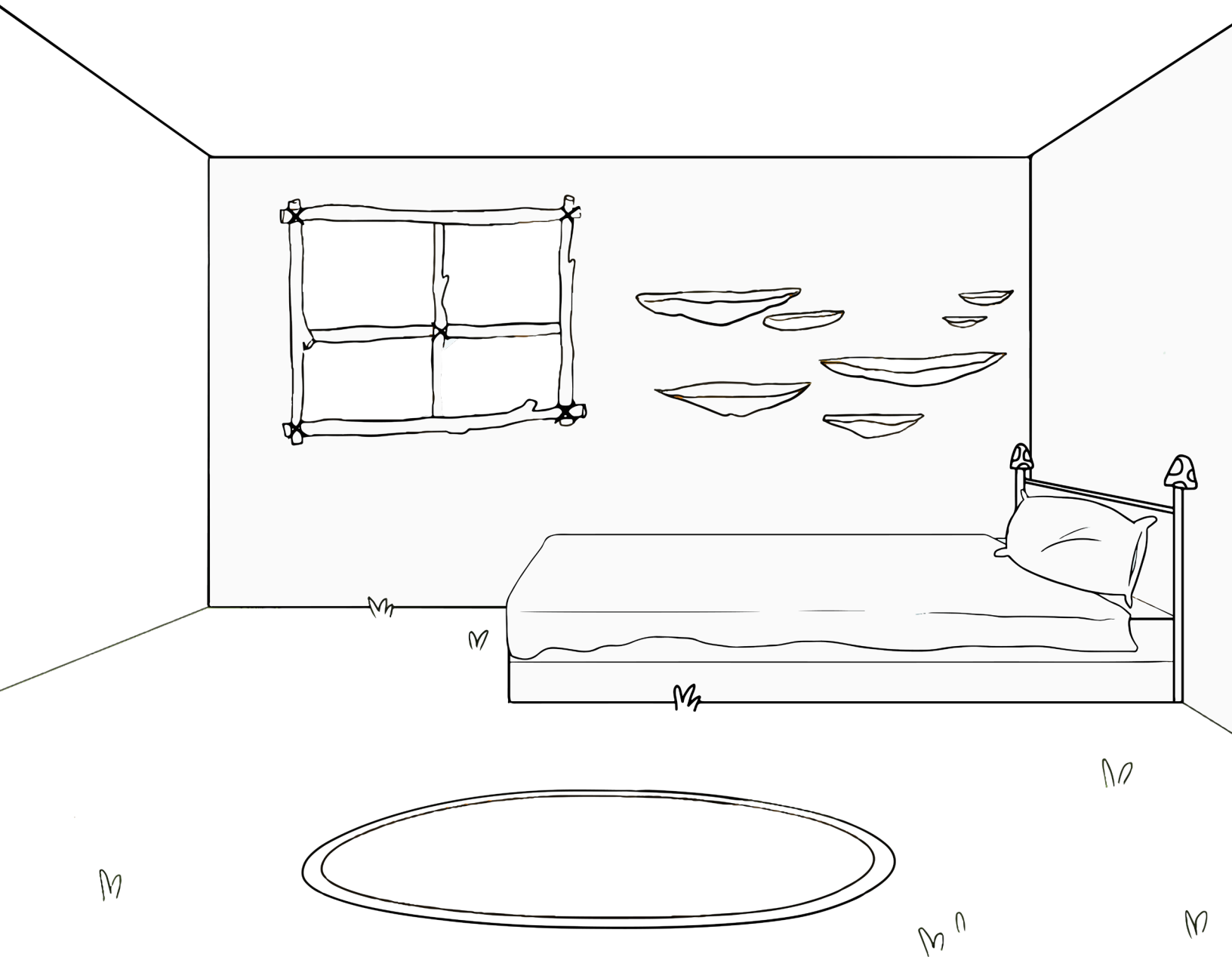


MIKKO



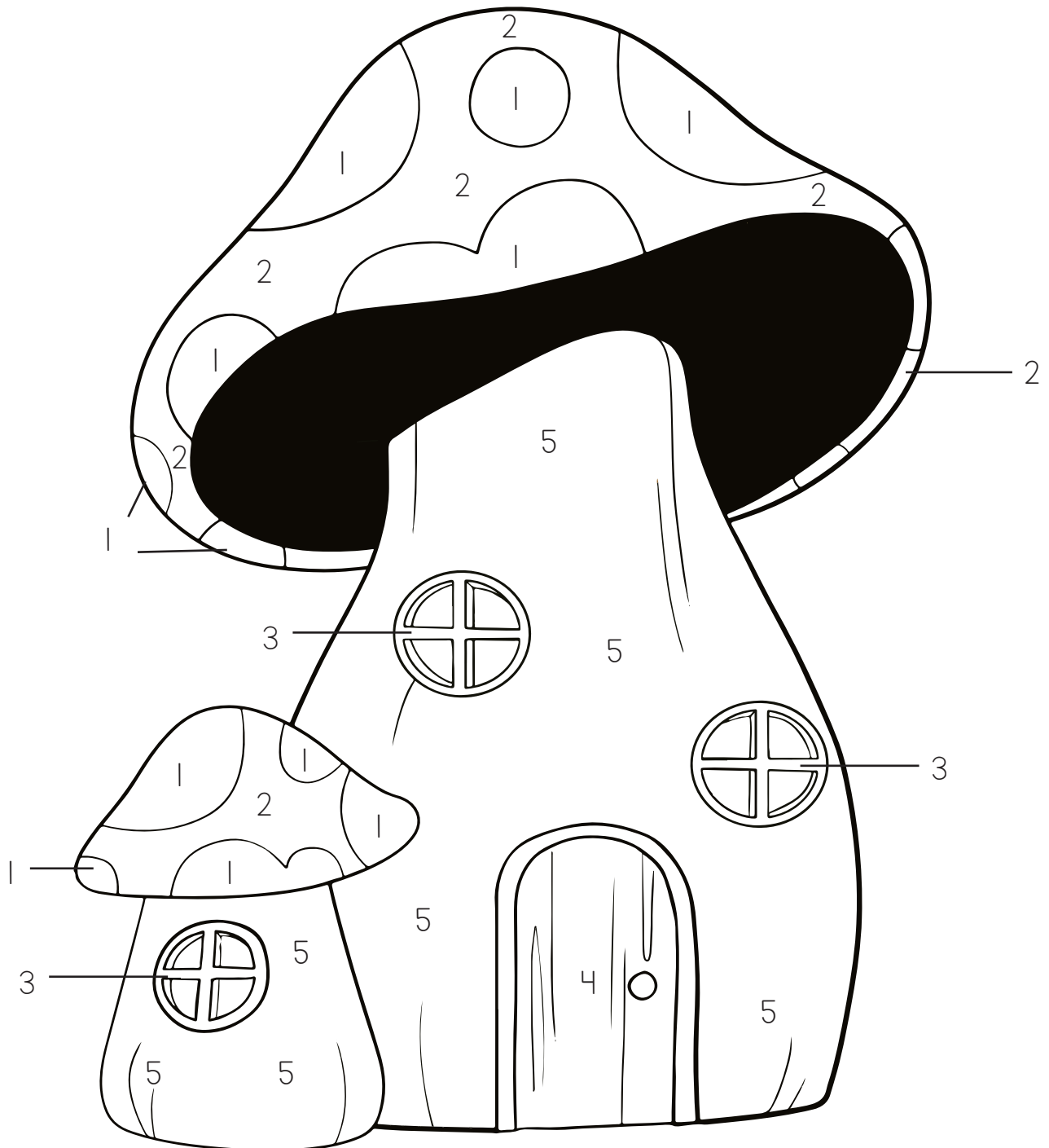
# ROOM DECORATIONS

Draw your favorite Sprite and some of their favorite things in the room!




# COLOR-BY-NUMBERS

Use the key below to color in the Sprite mushroom house!



KEY:	1	YELLOW	4	BROWN
	2	ORANGE	5	CREAM
	3	RED		

DOT



# DOT-TO-DOT

Complete Goldie by drawing lines between the letters A-X!

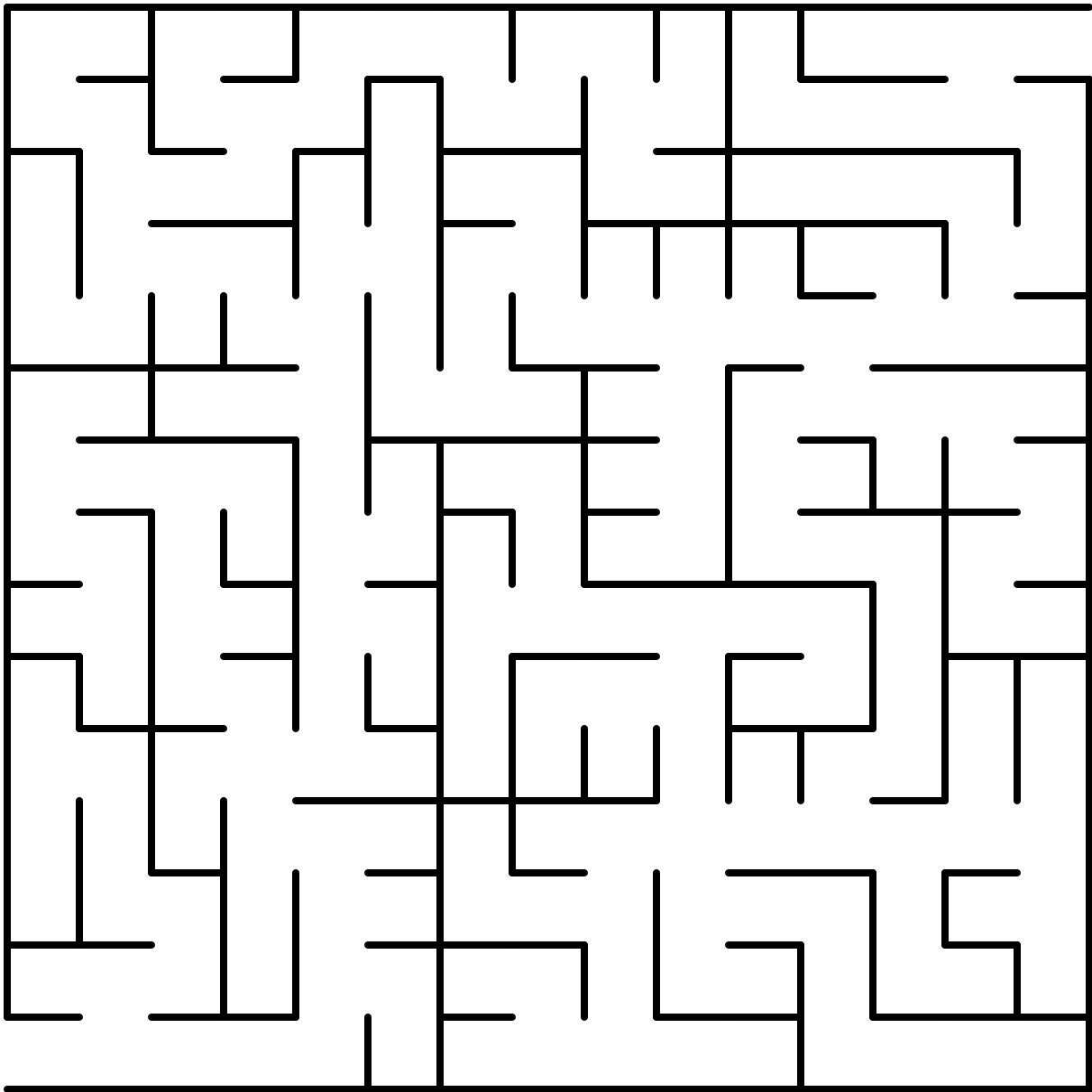



# MAGNIFICENT MAZE #2

Uh oh! Flynn got separated from their bluebird, Sky. Can you help them find each other again?



START  
HERE






LEE




# BOHDI BOXES

With a friend or sibling, take turns connecting two dots with a straight line. If the line you draw completes a box, put your initials in it and take another turn. You score one point for each box containing your initials. If you complete a box with a Bohdi face in it, give yourself two points. When all the boxes are completed, the player with the most points wins!



# DRAWING WINGS

Uh oh! Mikko is missing their wings! Draw a pair of wings on Mikko.





# CELEBRATING ME WORD SEARCH

Can you find all of the words about celebrating me?

Answers can be horizontal, vertical, or diagonal.

B	I	M	P	O	R	T	A	N	T	P	O	M	D	U	Z
Q	S	C	J	E	P	A	M	N	F	G	K	E	P	N	L
P	V	C	A	P	A	B	L	E	G	I	E	L	D	I	K
J	R	H	T	E	P	M	C	V	B	Q	R	K	U	Q	O
I	E	N	B	G	J	E	P	L	O	P	A	B	E	U	V
P	I	K	J	F	L	H	A	O	P	N	M	H	S	E	Y
G	O	F	V	S	O	D	F	Q	W	B	Z	A	M	R	U
M	R	H	W	A	V	H	C	J	V	E	F	D	E	L	P
U	E	O	J	N	E	M	S	E	Y	T	R	G	S	U	A
I	F	Q	W	M	D	G	T	K	L	G	W	F	L	B	V
V	C	M	O	I	H	N	P	Z	D	E	A	G	U	Q	C
Z	A	B	V	W	N	E	F	A	J	L	B	F	E	L	P
C	R	H	Q	D	E	G	O	G	M	Y	N	R	N	K	L
A	I	D	F	V	U	Q	K	L	D	S	E	J	A	V	Y
W	N	A	V	S	H	E	G	E	N	O	U	G	H	T	M
F	G	V	M	Z	U	J	I	S	W	Q	Y	C	L	R	E

## WORD BANK:

CAPABLE

CARING

CELEBRATE

ENOUGH

GROWING

IMPORTANT

LOVED

POWERFUL

UNIQUE





GOLDIE

# SPRITES UNSCRAMBLE

Unscramble the different Sprite names and then draw a line to match the name to the character!

DEJA



FLYNN

GEBIRDT




MIKKO

EGDOIL



GOLDIE

NFYNL



JADE


MKOIK



BRIDGET


# MAGNIFICENT MAZE #3

Jade spots a snail ahead of them! Can you help them get to it?



# PAPER DOLL SPRITES

Cut out the Sprites and glue or tape them to a wooden dowel, stick, or anything you'd like!



# PAPER DOLL SPRITES

Cut out the Sprites and glue or tape them to a wooden dowel, stick, or anything you'd like!

